

## Fund Description

The VistaShares Artificial Intelligence Supercycle® ETF seeks long term capital appreciation by actively investing in a portfolio of global AI companies that derive their revenues from producing high-performance semiconductors, and building and operating AI-enabled applications and datacenters.

### Fund Details

Inception Date	12/03/2024
Type	Active ETF
Number of Holdings	56
Total Expense Ratio	0.75%

### Trading Details

Ticker	AIS
Cusip	45259A845
Exchange	NYSE
Index Ticker	BVSAIS

## Why VistaShares?

VistaShares ETFs are actively managed by industry and investment leaders to provide Pure Exposure™ to Supercycles®, potentially the most disruptive economic trends of the next 20 years. Our rigorous, patent-pending investment process seeks to identify companies across the supply chain that comprise the most important growth companies in the sector.

## Reasons to Consider



### High Growth Potential

Spurred by breakthroughs in generative AI, forecasts suggest the global artificial intelligence market could increase more than 300x by 2032.

Source: Bloomberg



### Early in AI Supercycle

We believe the AI industry is in phase one of development with the bulk of industry investment focused on infrastructure namely data centers and semiconductors. We currently focus on those “picks and shovels” to strive for maximum potential returns.



### Access the Hidden Gems Globally

Our experience in the Artificial Intelligence industry informs our investment process which involves scouring the world for those companies poised to become the next generation market leaders.



### Tool for Diversification

We seek to emphasize growth companies which are not likely broadly represented in investor portfolios yet provide significant economic contribution to the sector.



### Rigorous Investment Process

Our actively managed “Bill of Materials” based investment process seeks to identify companies across the supply chain that together comprise the most important growth companies in the sector.

## Key Information

### Top 10 Holdings (%)

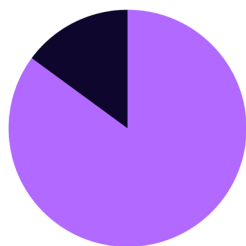
SK Hynix Inc	9.07%	GE Vernova Inc	4.28%
Micron Technology Inc	5.72%	NVIDIA Corp	3.66%
Vertiv Holdings Co	5.49%	Foxconn Industrial Internet Co Ltd	3.48%
Taiwan Semiconductor Manufacturing	4.51%	Advanced Micro Devices Inc	3.37%
Intel Corp	4.28%	Vicor Corp	3.01%

Fund holdings are subject to change.

Performance	Since Inception	1M	3M	YTD	1Y
NAV	82.35%	6.40%	23.85%	20.77%	88.41%
Market Price	82.28%	7.00%	23.60%	20.65%	88.84%

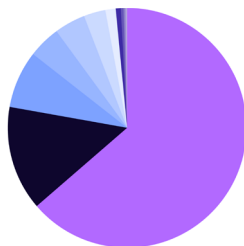
The performance data quoted represents past performance and does not guarantee future results. Investment return and principal value of an investment will fluctuate so that an investor's shares, when redeemed, may be worth more or less than their original cost. Current performance may be higher or lower than the performance quoted. For performance data current to the most recent month end, please call (844)875-2288, or visit [www.VistaShares.com](http://www.VistaShares.com). As of 3/31/26.

## Exposure by Sector (%)



Information Technology	88.46%
Industrials	11.54%

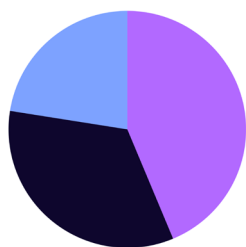
## Exposure by Country (%)



United States	59.60%
Taiwan	15.30%
China	9.65%
South Korea	5.56%
France	3.19%

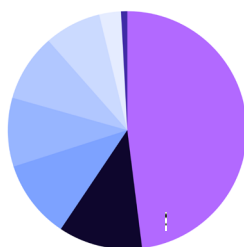
Australia	2.31%
United Kingdom	1.21%
Sweden	0.91%
Finland	0.71%
Israel	0.65%

## Market Capitalization (%)



Large-cap	75.05%
Mid-cap	17.73%
Small-cap	7.22%

## Exposure by Industry (%)



Semiconductors & Semiconductor Equipment	35%
Technology Hardware, Storage and Peripherals	20%
Communications Equipment	13.75%
Software	11.25%
Electronic Equipment, Instruments and Components	10%
Electrical Equipment	5%
IT Services	2.5%
Building Products	1.25%
Trading Companies & Distributors	1.25%

All Sector, Industry, Geographic and Market Capitalization breakdowns, where provided, are based on equity positions held by the ETF.

## Investment Committee



**Jon McNeill**  
Co-Founder




**Sunny Madra**  
Strategic Advisor



**Robert Whitelaw**  
Chief Investment Strategist



**Adam Patti**  
Chief Executive Officer



**David Fetherstonhaugh**  
EVP, Investment Strategist

## Important Information

**Investors should consider the investment objectives, risks, charges and expenses carefully before investing. For a prospectus or summary prospectus with this and other information about the Fund, please call (844) 875-2288 or visit [www.VistaShares.com](http://www.VistaShares.com). Read the prospectus or summary prospectus carefully before investing. Investing involves risk, including possible loss of principal.**

**Prospectus:** [https://www.vistashares.com/wp-content/uploads/2025/09/AIS\\_POW-Prospectus.pdf](https://www.vistashares.com/wp-content/uploads/2025/09/AIS_POW-Prospectus.pdf)

The BITA VistaShares Artificial Intelligence Supercycle Index is a rules-based composite index that tracks the market performance of companies, listed on global stock exchanges, that derive their revenues from producing high performance semiconductors, and building and operating AI-enabled applications and datacenters.

**Artificial Intelligence Risk.** Issuers engaged in artificial intelligence typically have high research and capital expenditures and, as a result, their profitability can vary widely, if they are profitable at all.

**Equity Market Risk.** Common stocks are generally exposed to greater risk than other types of securities, such as preferred stock and debt obligations, because common stockholders generally have inferior rights to receive payment from specific issuers.

**Technology Sector Risks.** The Fund will invest substantially in companies in the technology sector, and therefore the performance of the Fund could be negatively impacted by events affecting this sector.

**Foreign Securities Risk.** Investments in securities or other instruments of non-U.S. issuers involve certain risks not involved in domestic investments and may experience more rapid and extreme changes in value than investments in securities of U.S. companies.

**Models and Data Risk.** The composition of the Index is heavily dependent on proprietary quantitative models as well as information and data supplied by third parties ("Models and Data").

**Tracking Error Risk.** While the Fund generally seeks to track the performance, before fees and expenses, of the Index, the performance of the Fund and its Index may differ from each other for a variety of reasons.

**Concentration Risk.** To the extent that the Fund concentrates in an industry, it will be subject to the risk that economic, political, or other conditions that have a negative effect on that industry will negatively impact the Fund to a greater extent than if its assets were invested in a wider variety of industries.

**Industry Risks.** The Fund is subject to the following risks:

**Semiconductor Industry Risk.** Competitive pressures may have a significant effect on the financial condition of semiconductor companies and, as product cycles shorten and manufacturing capacity increases, these companies may become increasingly subject to aggressive pricing, which hampers profitability.

**Datacenter Industry Risk.** The datacenter industry faces numerous challenges that could significantly impact the financial performance of companies operating within this sector.

**Software Industry Risk.** The software industry can be significantly affected by intense competition, aggressive pricing, technological innovations, and product obsolescence.

**New Fund Risk.** The Fund is a recently organized management investment company with no operating history. As a result, prospective investors do not have an extensive track record or history on which to base their investment decisions.

**Foreside Fund Services, LLC, distributor**